


21 Household uses for VODKA




In order to remove a bandage painlessly, saturate the bandage with vodka. The solvent dissolves the adhesive.




Got a bathtub or shower to clean? Fill a trigger-spray bottle with vodka, spray the caulking, let set five minutes and wash clean. The alcohol in the vodka kills mold and mildew.

Obstructed vision due to dirty glasses? The alcohol in the vodka cleans the glass and kills germs.

To prolong the life of razors, fill a cup with vodka and let your safety razor blade soak in the alcohol after shaving. The vodka disinfects the blade and prevents rusting.




Spray vodka on vomit stains, scrub with a brush, then blot dry.




Only using a cotton ball, apply vodka to your face as an astringent to cleanse the skin and tighten pores. This will result in cleaner skin and less acne.

Do you have greasy hair? Add a jigger of vodka to a 12-ounce bottle of shampoo. The alcohol cleanses the scalp, removes toxins from hair, and stimulates the growth of healthy hair.



Really bothered by insects? Fill a sixteen-ounce trigger-spray bottle and spray bees or wasps to kill them.



Use a Ziplock freezer bag with one-half cup vodka and one-half cup water to freeze for a slushy, refreezable ice pack for aches, pain, or black eyes.

Need a solution for small aches and pains? Fill a clean, used mayonnaise jar with freshly packed lavender flowers, fill the jar with vodka, seal the lid tightly and set in the sun for three days.